





Significant Natural Areas

- | | | | |
|---|-------------|---|-----------------|
|  | Outstanding |  | Moderate - High |
|  | High |  | Moderate |



Auckland Council District Plan
(Rodney Section) 2011

2	3	
7	8	9

MAP 3
Scale 1: 40 000

